

# SURFACE PREPARATION

It is essential you prepare your surfaces correctly before you begin painting - this will give you the best finish and make your paint last longer. Each Medal Paints product comes with a comprehensive set of instructions on the packaging detailing how to prepare the surfaces so be sure to spend some time looking at them before you start.

**1** Cracks, nail holes and other surface imperfections should be filled with Medal Crack Filler and sanded smooth. Once filled, paint over with a Medal Plaster Primer before you paint on your top coat.

**2** Rusty surfaces must be cleaned and primed with a steel primer to prevent rust from spreading.

**3** Scrape off any loose or flaking paint.

**4** The most important step is to clean the surface from all dust, dirt and grime. Medal Sugar Soap is a mild but effective cleaner that has been specifically developed to remove dirt, wax, grease and grime from painted surfaces. It is suitable for both Enamel and PVA.

## PREPARATION



### PLASTER BOND

#### BONDING AGENT FOR NEW CEMENT & GYPSUM PLASTER

An excellent bonding agent, providing a strong bond onto new cement & gypsum plaster and can be used as a keying agent with tile adhesive or grout.



### BONDING LIQUID

#### PRIMER, SEALER & BONDING AGENT FOR CHALKED SURFACES

Ideal for walls made from cement plaster, concrete, brickwork and gypsum plaster. Primed metal & wooden surfaces such as door & window frames, garden furniture & garage doors.



## PREPARATION



### UNIVERSAL UNDERCOAT

#### PROMOTES ADHESION AND ASSISTS IN CHANGING FROM ENAMEL TO PVA OR FROM DARK TO LIGHT COLOUR.

General purpose undercoat with good adhesion and hiding power properties as well as alkali and water resistance. For new and previously painted cement plaster, concrete and brickwork, asbestos, fibre cement and ceiling boards.



#### CHALKING

The presence of fine white powder caused by the weathering of paint. To fix this remove the chalk with Medal Sugar Soap. Apply Medal Professional Trade Bonding Liquid followed by Medal Professional Universal Undercoat.

## PREPARATION



### FIRST COAT

**NEW**

#### CREATES A BARRIER THAT PROTECTS SURFACES AGAINST ALKALI ATTACK AND PREVENTS EFFLORESCENCE.

Good quality primer with good alkali and water resistance, for most suitable interior and exterior surfaces. Not recommended for gypsum plaster.



#### THE FOLLOWING CIRCUMSTANCES CALL FOR A PRIMER:

- When painting a new surface that is wood, new plaster or steel.
- When repainting a surface that is uneven or badly deteriorated.
- When painting a surface that has been stripped or worn down to its original substrate.

## PREPARATION



### WATER BASED PLASTER PRIMER

#### PROMOTES ADHESION AND PREVENTS PLASTER FROM ABSORBING PAINT

Quick drying with good hiding power and excellent alkali & water resistance. For cement plaster, concrete plaster, concrete and brickwork, asbestos/fibre cement fascias, ceiling boards and gypsum plaster (Rhinolite)



Paint does not stick to smooth, polished surfaces like plastic so sand first and then prime to ensure a good finish.

### SOLVENT BASED PLASTER PRIMER

#### PRIMER & SEALER THAT PROMOTES ADHESION AND PREVENTS PAINT FROM BEING ABSORBED INTO PLASTER

Excellent alkali and water resistance as well as high hiding power properties. For new and previously painted cement plaster, concrete and brickwork, asbestos/fibre cement fascias and ceiling boards.



## WALLS, CEILINGS, PRIMED FURNITURE



## UNIVERSAL ACRYLIC

**MATT FINISH - GREAT FOR IMPERFECT WALLS AS IT HIDES AND FILLS HAIRLINE CRACKS AND SMALL HOLES**

Quick drying PVA with good hiding properties. Ideal for new and previously painted surfaces made from cement plaster, concrete and brickwork, asbestos/fibre cement fascias & ceiling boards. Primed metal and wooden surfaces.



Furpile / lambswool roller or brush



Clean up: Water



Spread 6-8m<sup>2</sup>/L



Low VOC Low odour Lead Free



Interior & Exterior




Winters Grey



White




Peach



Nobokwe



Soft Beige



Cream

Printed colours may vary from actual paint colour.



## LOW SHEEN

**SHEEN FINISH - FULLY WASHABLE, DURABLE AND STAIN RESISTANT FOR HIGH TRAFFIC AREAS**

Excellent hiding power, fully washable, good scrub resistance, stain & dirt resistant. Ideal for new and previously painted surfaces made from cement plaster, concrete and brickwork, asbestos/fibre cement fascias & ceiling boards. Primed metal and wooden surfaces.



Furpile / lambswool roller or brush



Clean up: Water




Spread 6-8m<sup>2</sup>/L



Low VOC Low odour Lead Free




Interior & Exterior




Dark Storm



Winters Grey




Nobokwe



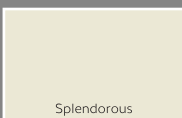
From the Earth



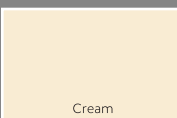
Soft Beige



Peach



Splendourous



Cream

Printed colours may vary from actual paint colour. Medal Professional Trade Low Sheen is available in white, standard colours as indicated and tint bases. This product can be tinted to 1200 colours.

## TRIMS, KITCHENS, BATHROOMS AND FURNITURE



## GLOSS ENAMEL

**FULLY WASHABLE, GLOSS FINISH FOR ALL METAL SURFACES, TRIMS AND HIGH MOISTURE AREAS**

Ideal for steel doors, window frames, walls, kitchens & bathrooms, gates, steel fencing, skirting boards and garden furniture. New and previously painted surfaces made from cement plaster. Primed metal and wooden surfaces.



Mohair roller or brush



Clean up: Turpentine



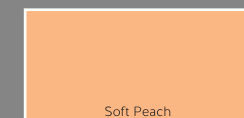
Spread 4-6m<sup>2</sup>/L



Lead Free



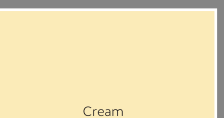
Interior & Exterior



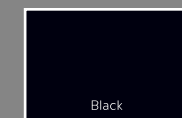
Soft Peach




White



Cream




Black



Golden Brown



Grey



Burgundy

Printed colours may vary from actual paint colour.



## WOOD VARNISH

**DURABLE AND HARD WEARING VARNISH FOR ALL WOODEN SURFACES**

Durable and hard wearing varnish for all wooden surfaces. Ideal for wood surfaces made from Pine or Meranti, such as modern fascias, knotty pine panelling, cupboards, wooden doors, window frames, skirting boards and indoor/outdoor furniture.



Mohair roller or brush



Clean up: Turpentine




Spread 8-10m<sup>2</sup>/L




Lead Free




Interior & Exterior



Clear Gloss




Dark Oak



Light Oak



Mahogany



Teak

Printed colours may vary from actual paint colour.

## CHOOSING THE RIGHT ROLLER AND BRUSH

## BRUSHES

## BRUSH SIZE AND SHAPE

## Stiff

For cutting in and painting straight lines. Works best with thicker coating.

## Soft - natural bristle brush

For less brush marks. Works well with high gloss or clear varnishes.

## Synthetic brushes

Work best with water-based paints. These brushes keep their shape and maintain stiffness no matter how much water they're exposed to. Synthetic bristles don't absorb water, which means the paint flows through the brush better, allowing you to avoid heavy brush marks

## Brush size and shape:

**Smaller, angled brush** - cutting and trim work.

**A Flat brush** - moulding.

**Larger brushes** - painting corners or larger surfaces.

## ROLLERS

## Furpile / Lambswool Roller

• Acrylic PVA Paint

**Mohair Roller**

• Enamel Paint



www.medalpaints.co.za  
Customer Care: 0860 063 325  
© RAS35507 07.23

